



Lumina I



High Power Output

Solarspace efficient cells with MBB and high-density encapsulation ensures higher power output



High Reliability

Excellent harsh tests results and advanced half-cell tech improve product reliability for long-term life cycle



More Power Generation

Gallium doped wafers reduce annual power degradation, optimized circuit design ensures more power generation under shading



High ROI

Bifacial power generation reduces BOS and system LCOE dramatically, promoting the project ROI

SolarSpace Technology Co., Ltd. was established in 2011, as a world leading solar cell and module manufacturer, concentrating on high efficient solar-technology production with 58.75GW+ capacity of solar cell and 5.7GW capacity of solar module in China and overseas.

*Please refer to SolarSpace for details

SS6-72HD 435-460M

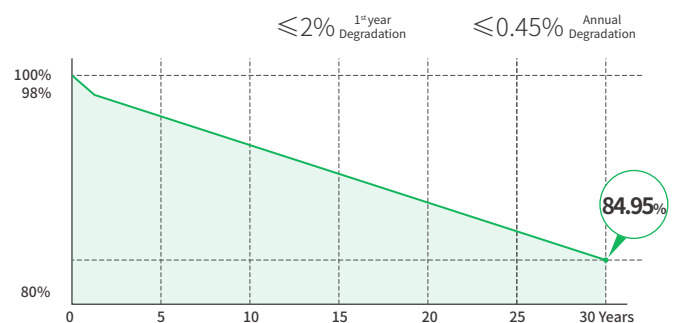
Bifacial Dual Glass Module

460W

Maximum Power Output

21.16%

Maximum Module Efficiency



12 Years Product Warranty **30** Years Linear Power Warranty

Comprehensive Certificates

- IEC61215 •IEC61730
- IEC61701:Salt mist corrosion test •IEC62716:Ammonia corrosion test
- IEC60068:Dust and Sand test
- ISO9001:2015: Quality Management System
- ISO14001:2015: Environment Management System
- ISO45001:2018: Occupational Health and Safety Management Systems



Electric Characteristics (STC)

Module Type	SS6-72HD -435M	SS6-72HD -440M	SS6-72HD -445M	SS6-72HD -450M	SS6-72HD -455M	SS6-72HD -460M
Maximum Power (Pmax) [W]	435	440	445	450	455	460
Open-Circuit Voltage (Voc)[V]	49.10	49.20	49.40	49.60	49.80	50.00
Maximum Power Voltage (Vmp) [V]	40.80	41.00	41.20	41.40	41.60	41.80
Short-Circuit Current (Isc)[A]	11.36	11.45	11.52	11.58	11.65	11.73
Maximum Power Current (Imp) [A]	10.66	10.73	10.80	10.87	10.93	11.01
Module Efficiency	20.01%	20.24%	20.47%	20.70%	20.93%	21.16%

Irradiation 1000W/m², Cell Temperature 25°C, AM=1.5

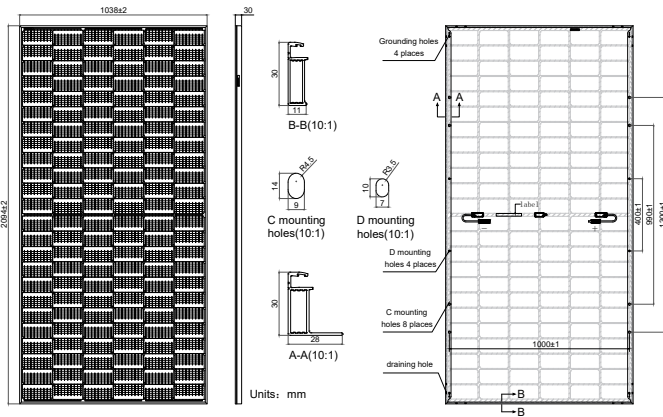
Temperature coefficients

Temperature coefficient of Isc	+0.045%/°C
Temperature coefficient of Voc	-0.265%/°C
Temperature coefficient of Pmax	-0.334%/°C
NMOT	45±2°C

Bifacial Output-Rearside Power Gain (445W)

Power Gain	5%	10%	15%	20%	25%
Maximum Power (Pmax) [W]	467	490	512	534	556
Open-Circuit Voltage (Voc)[V]	49.40	49.40	49.50	49.50	49.50
Maximum Power Voltage (Vmp) [V]	41.20	41.20	41.30	41.30	41.30
Short-Circuit Current (Isc)[A]	12.09	12.67	13.24	13.82	14.40
Maximum Power Current (Imp) [A]	11.34	11.88	12.42	12.96	13.50

Engineering Design

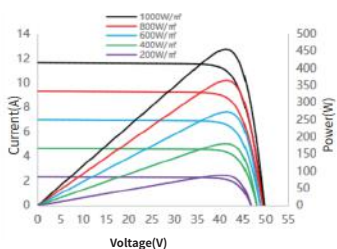


Mechanical Characteristics

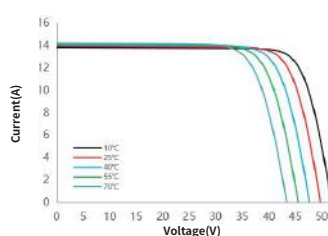
Cell Type	Mono PERC (M6)
Number of Cells	144(6x24)
Dimensions	2094x1038x30mm
Weight	27.5kg
Glass	Front Glass, 2.0mm AR coated semi-tempered glass Back Glass, 2.0mm glazed semi-tempered glass
Output Cables	4mm ² (IEC),12AWG(UL),+400/-200mm
Junction Box	IP68 Rated, 3 diodes
Packaging	36Pieces/Pallet, 792 pieces/40' container

Characteristics

I-V/P-V Curve at Different Irradiation
SS6-72HD -445M



I-V Curve at Different Temperature
SS6-72HD -445M



Operating Conditions

Maximum System Voltage	1500V DC (IEC)
Power Tolerance	0~+3%
Operating Temperature	-40°C~+85°C
Maximum Series Fuse Rating	25A
Mechanical Load Front Rear	5400Pa
Mechanical Load Back Rear	2400Pa
Bifaciality	70±10%

